

YEAR 8

Weeks commencing 6th and 13th June 2022

Subject

Lesson and Resources

Notes / Extension Task

CORE SUBJECTS

MATHS
wc 6.6.2022

Lesson 1

Area

Open the PowerPoint called [Lesson 1 - Area of a Trapezium](#)

Complete any incomplete compulsory and target homework on Sparx Maths.

Lesson 2

Area

Open the PowerPoint called [Lesson 2 - Area of a Circle](#)

Complete any incomplete compulsory and target homework on Sparx Maths.

Lesson 3

Area

Open the PowerPoint called [Lesson 3 - Area of Parts of Circles](#)

Complete any incomplete compulsory and target homework on Sparx Maths.

Sparx - How to Use

For each lesson:

1. Open the PowerPoint
2. Complete the starter grid and then mark your answers
3. Read through the 'I do' examples
4. Read and copy the 'we do' examples
5. Complete the independent study questions, then mark your answers

If you have time remaining:


6. Login to Sparx and complete any compulsory or target homework
7. Complete all XP boost

If you have finished all the lessons and have time remaining, use the topic list on Arbor to search for topics you would like to work on.



Work through the tasks, completing the questions at all levels.

MATHS wc 13.6.2022	<u>Lesson 1</u> Area Open the PowerPoint called Lesson 1 - Calculating Shaded Areas Complete any incomplete compulsory and target homework on Sparx Maths.	<u>Sparx - How to Use</u> For each lesson: <ol style="list-style-type: none"> 1. Open the PowerPoint 2. Complete the starter grid and then mark your answers 3. Read through the 'I do' examples 4. Read and copy the 'we do' examples 5. Complete the independent study questions, then mark your answers If you have time remaining: <ol style="list-style-type: none"> 6. Login to Sparx and complete any compulsory or target homework 7. Complete all XP boost If you have finished all the lessons and have time remaining, use the topic list on Arbor to search for topics you would like to work on in preparation for your End of Year Assessment. Work through the tasks, completing the questions at all levels.
	<u>Lesson 2</u> Area Open the PowerPoint called Lesson 2 - Compound Area Complete any incomplete compulsory and target homework on Sparx Maths.	
	<u>Lesson 3</u> Area Open the PowerPoint called Lesson 3 - Area and Circumference Complete any incomplete compulsory and target homework on Sparx Maths.	

SCIENCE (JBG)	Measuring resistance https://classroom.thenational.academy/lessons/measuring-resistance-65j3ge	Use Seneca to do the independent learning task(s) on the Year 8 Electricity and magnetism
	Static electricity https://classroom.thenational.academy/lessons/static-electricity-6rvkjr	
	Magnetic fields https://classroom.thenational.academy/lessons/magnetic-fields-64up2t	
SCIENCE (AHD)	Recycling resources https://classroom.thenational.academy/lessons/recycling-resources-6hhpad	Use Seneca to do the independent learning task(s) on the Year 8 Earths Materials
	Mining and quarrying https://classroom.thenational.academy/lessons/mining-and-quarrying-crup6d	

YEAR 8		Weeks commencing 6 th and 13 th June 2022
Subject	Lesson and Resources	Notes / Extension Task
FOUNDATION SUBJECTS		
DRAMA	 KS3 Drama at Home Programme.docx	<p>Please select and complete one of the 6 task from the grid by following the links provided.</p> <p>Extension Task: Complete another task from the grid</p>
FRENCH	<p>Here are the topics that we are studying this term:</p> <p>Health and Fitness</p> <ul style="list-style-type: none"> - Describing your routine - How healthy you are - Recommendations and resolutions for healthy living - At the Doctor's <p>Revise these topics here on BBC Bitesize:</p> <p>Healthy and unhealthy living in French Healthy Living - Reading Talking about food in French.</p> <p>All revision resources are in this folder on the Student (P) Drive: CLICK HERE</p>	<p>Notes:</p> <ol style="list-style-type: none"> 1. Watch the video on Bitesize and complete the activities. 2. Make a note of any new words in French and English 3. Then go to Quizlet and revise the vocabulary set. 4. Write a short paragraph (50 words) about the topic. Use opinions, past tense and future tense. Revise writing it out from memory – ask someone at home to test you if possible! <p>Quizlet - Join your Year 8 French group here: 8P/FR1 (Miss Jones) – https://quizlet.com/join/uKMHAY8gr 8P/FR2 (Mrs Routley) – https://quizlet.com/join/D3mfahgd4 8S/FR1 (Mrs Routley) – https://quizlet.com/join/jhtv64jYP 8S/FR2 (Mrs Tapp) – https://quizlet.com/join/fFEs2Bpqh</p> <p>Homework / Extension tasks:</p> <ol style="list-style-type: none"> 1. Active Learn. Go to https://www.pearsonactivelearn.com/app/Home Your username is your Regis School email. Your password is Tr5Reset20 Complete set tasks.

<p>GEOGRAPHY</p>	<p>As we are entering our End Of Year (EOY) exam window, please use the time to go through the content for your upcoming exams.</p> <p>Your teachers have uploaded a wealth of resources on to ARBOR for you to access but additionally you can:</p> <ul style="list-style-type: none"> • Log onto Seneca Learning and select- KS3 Geography and then select the topics 'Coasts' or 'Population'. • Follow the links below to revise the Coasts and Population topic. <p>Coasts: CLICK HERE</p> <p>Population: CLICK HERE</p> <p>Create mind maps, flash cards or take notes to help your revise your knowledge.</p> <p>Remember- even a little bit of revision can make a huge difference to your confidence and outcomes!</p>	
<p>IT</p>	<p>https://regisschool.sharepoint.com/sites/studentshare/Documents/Subjects/Computing/2021 22/Year 8</p>	<p>Notes:</p> <ol style="list-style-type: none"> 1. Open all the documents from The link. 2. Check your answers from last lesson on the missing words task pages 1- 3. 3. Complete the Mini test from bitesize on page 7. https://www.bbc.co.uk/bitesize/guides/zdydmp3/revision/1 - record your score on the worksheet. 4. Open a new Blank spreadsheet and using the worksheet build Pauls Spreadsheet. It should look like page 2. <p>Extension task: Slides 8 onwards. Build your own personal spreadsheet with your own income and outgoings.</p>

PHYSICAL EDUCATION	 Stay at Home Sport Booklet.docx	Please open the link to the PE home learning booklet found opposite. It is full of great activities that you can complete from home, linked to a wide range of sports.
PRODUCT DESIGN	3D Printing – follow on tasks https://www.youtube.com/watch?v=24ByEWUmJ3g	Resources required, access to a larger device that can access the internet tablet or preferably a keyboard. Students can send the completed results of their work back to school to be printed for when they return to: jonathan.curthoys@theregisschool.co.uk
	Energy Generation. Use the internet as a research tool and complete the Energy Generation PowerPoint.  Energy generation.pptx	You will need a device able to access PowerPoint and the internet on a phone or PC.
SPANISH	Here are the topics that we are studying this term: Health and Fitness <ul style="list-style-type: none"> - Describing your routine - How healthy you are - Recommendations and resolutions for healthy living - At the Doctor’s Revise these topics here on BBC Bitesize: Talking about food Food and mealtimes Daily routine Healthy living and fitness All revision resources are in this folder on the Student (P) Drive: CLICK HERE	Notes: <ol style="list-style-type: none"> 1. Watch the video on Bitesize and complete the activities. 2. Make a note of any new words in Spanish and English 3. Then go to Quizlet and revise the vocabulary set. 4. Write a short paragraph (50 words) about the topic. Use opinions, past tense and future tense. Revise writing it out from memory – ask someone at home to test you if possible! Quizlet - Join your Year 8 Spanish group here: 8P/SH1 (Mrs Tapp) - https://quizlet.com/join/fvGxf235p 8Q/SH1 (Mrs Tapp) - https://quizlet.com/join/39Z5pYQtJ 8Q/SH2 (Mrs Routley) - https://quizlet.com/join/PRCGrvs37 8R/SH1 (Mrs Routley) - https://quizlet.com/join/MYTvTm8nr 8R/SH2 (Mrs Tapp) - https://quizlet.com/join/6mRTPWcYa 8R/SH3 (Miss Jones) - https://quizlet.com/join/npaSYVUyT

		Homework / Extension tasks:
--	--	------------------------------------

1. Active Learn. Go to <https://www.pearsonactivelearn.com/app/Home>
Your username is your Regis School email.
Your password is Tr5Reset20
Complete set tasks.